

*pHresh*

### Special Attention

- Use only chlorine-free water or plain drinking water.
- Do not use hot water.
- Do not leave product in direct sunlight or store near heat source.
- Do not store the filtered water in aluminum or copperware. (Water quality may be changed)
- Keep the product clean.

### Specifications

- Model : pHresh
- Size : 120mm(D) x 290mm(H)
- Weight : 1.1kg
- Pot Capacity : 1.5 liters
- Construction: Non-polluting materials
- Filtering capacity per day - 6 liters
- Filtering capacity every 6 months - 1,080 liters.

Name of filter	Quantity	Lifespan of filter
Upper Mineral Filter	2 PCS	3 months/each pc
Main Alkali Cartridge	1 PC	6 months/each pc

Importer

Alkali mineral water is essential for good health

*pHresh*

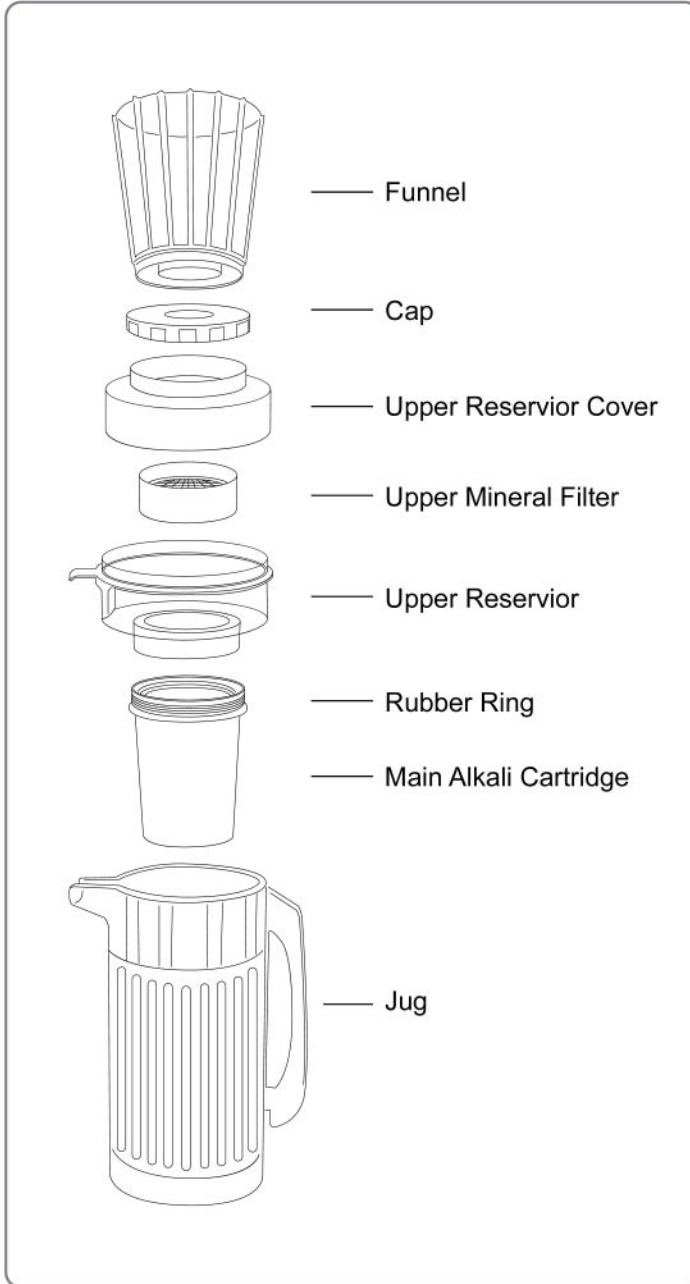
**PORTABLE IONIZER**

**INSTRUCTION MANUAL**



 **EMCO TECH CO., LTD.**

## Assembly

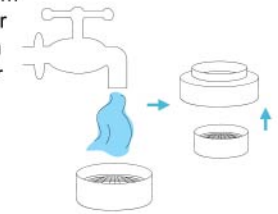


## How to use

- 1** Take out jug from the product box and clean each part separately with tap water.



- 2** Take out the upper mineral filter from the filter box. Wash it with tap water about 1 or 2 times. And then attach the upper mineral filter to the upper reservoir cover as shown.



- 3** Wash it with tap water about 1 or 2 times. And then attach the main alkali cartridge to the upper reservoir as shown. (Be sure to place the rubber ring between the main alkali cartridge and the upper reservoir)



- 4** Place the assembled upper reservoir on the jug. Place the assembled upper reservoir cover on the upper reservoir.



- 5** Finally, place the funnel on the upper reservoir cover and pour the chlorine-free water or the plain drinking water into funnel and throw out 1 or 2 full jugs of the filtered water before using.

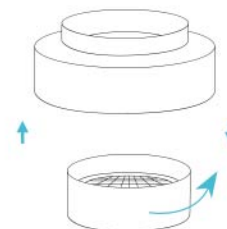


- 6** The pHresh is now ready for use.



## How to Replace the Filter

- 1** Replace the upper mineral filter every 3 months. Separate the used upper mineral filter from the upper reservoir cover. Then replace it with the new one, which has been washed.



- 2** Replace the main alkali cartridge every 6 months. Separate the used main alkali cartridge from the upper reservoir. Then replace it with the new one, which is washed. (After replacement of the filter, Throw out 1 or 2 full jugs of the filtered water before using)

